



US00D384310S

United States Patent [19]
Szyms

[11] **Patent Number:** **Des. 384,310**
[45] **Date of Patent:** ****Sep. 30, 1997**

[54] **TIRE TREAD**

[75] **Inventor:** **Walter Szyms**, Trumbull, Conn.

[73] **Assignee:** **Pirelli Armstrong Tire Corporation**,
New Haven, Conn.

[**] **Term:** **14 Years**

[21] **Appl. No.:** **48,157**

[22] **Filed:** **Dec. 21, 1995**

[51] **LOC (6) Cl.** **12-15**

[52] **U.S. Cl.** **D12/147**

[58] **Field of Search** **D12/141-143,**
D12/146-148; 152/209 R, 209 D

[56] **References Cited**

U.S. PATENT DOCUMENTS

D. 239,525	4/1976	Candiliotis	D12/147
D. 266,835	11/1982	Candiliotis	D12/147
D. 313,777	1/1991	Yamashita	D12/146
D. 344,049	2/1994	Brown et al.	D12/147

OTHER PUBLICATIONS

Cornell Metric tire, *1994 Tread Design Guide*, p. 15, bottom row, second from right.

Laramie Trailcutter A/T tire, *1994 Tread Design Guide*, , p. 37, second row, center.

Pirelli Winter S/2 tire, *1994 Tread Design Guide*, p. 51, bottom row, far left.

Bridgestone S381 tire, *1995 Tread Design Guide*, p. 12, second row, far left.

Primary Examiner—James Gandy
Assistant Examiner—Robert Spear
Attorney, Agent, or Firm—St. Onge Steward Johnston & Reens

[57] **CLAIM**

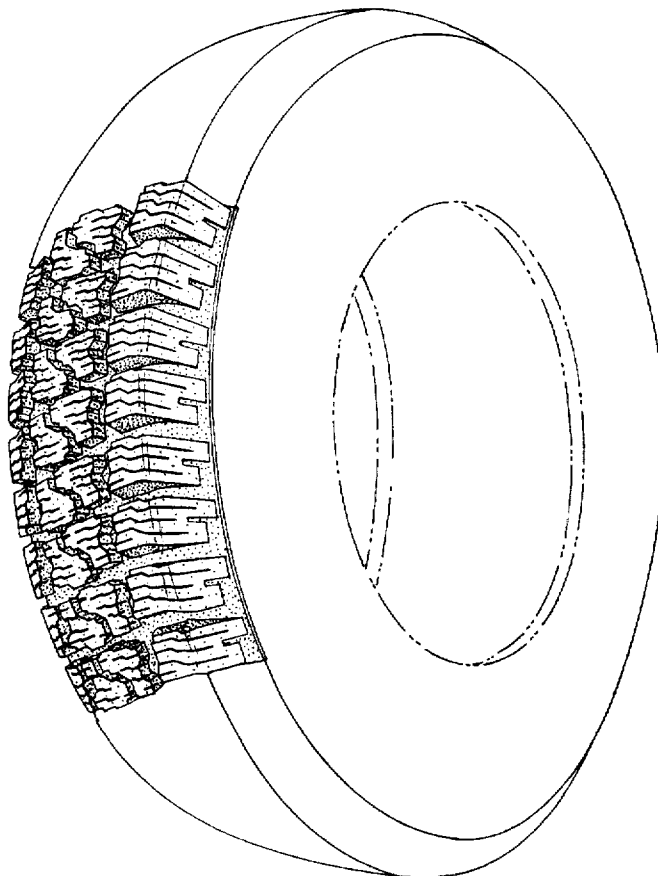
The ornamental design for tire tread, as shown and described.

DESCRIPTION

FIG. 1 is an isometric view, partially schematic, of a tire tread showing my new design, it being understood that the tread pattern repeats uniformly throughout the circumference of the tire tread, as indicated schematically in solid lines, and the opposite side being substantially the same as that shown; and,

FIG. 2 is an enlarged partial developed plan view thereof. The broken line showing of the tire inner bead is for illustrative purposes only and forms no part of the claimed design.

1 Claim, 2 Drawing Sheets



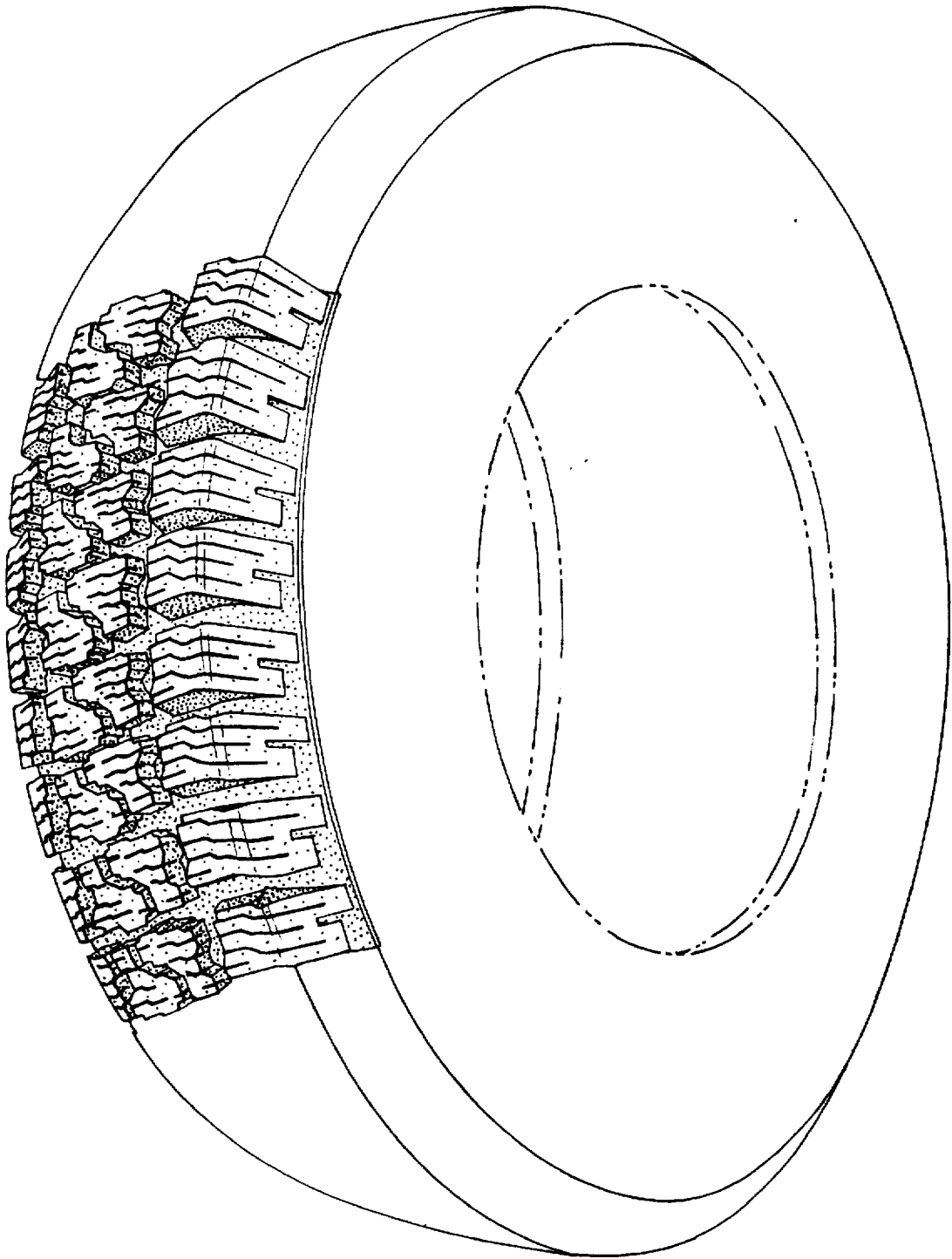


FIG. 1

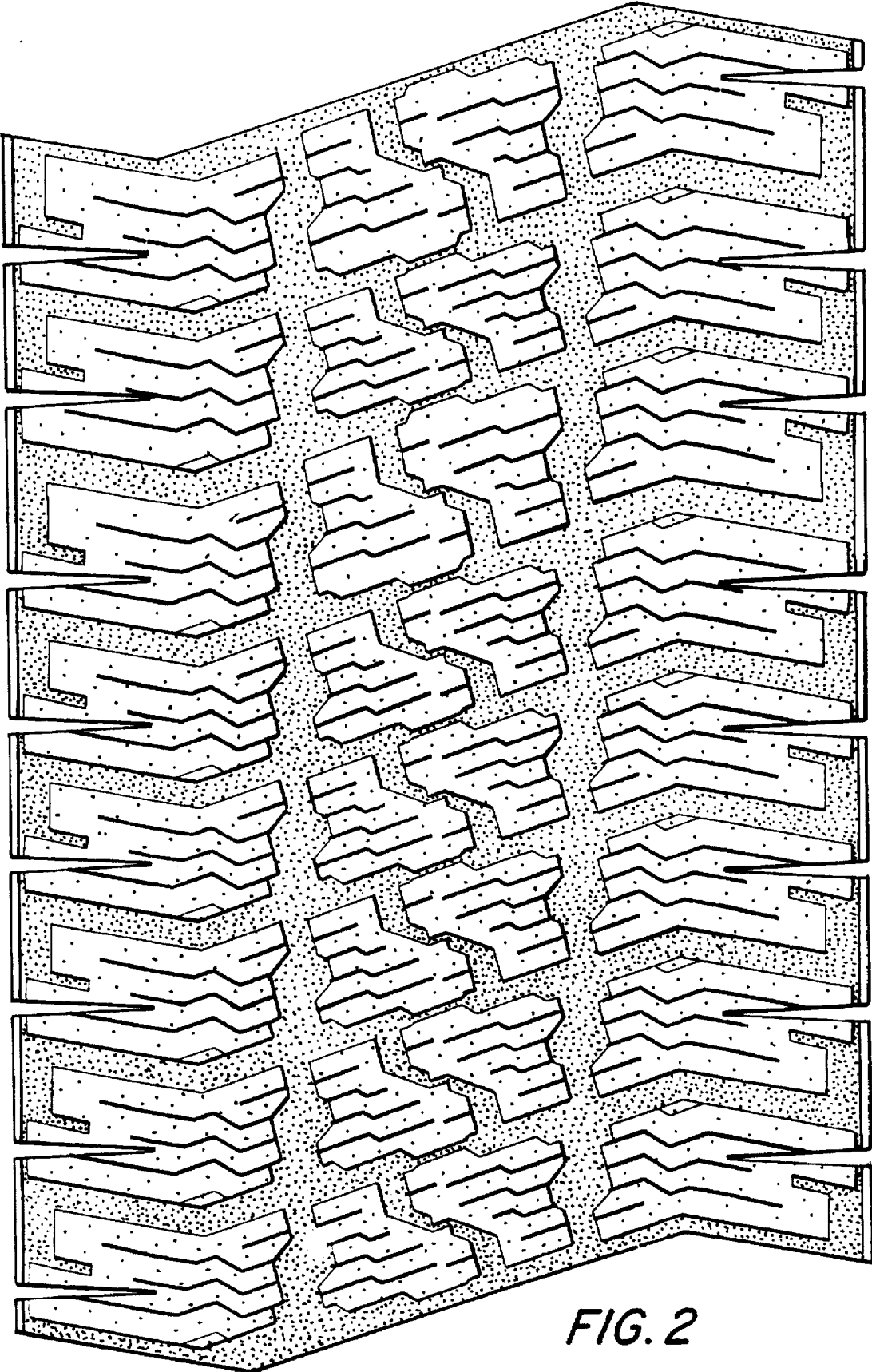


FIG. 2